

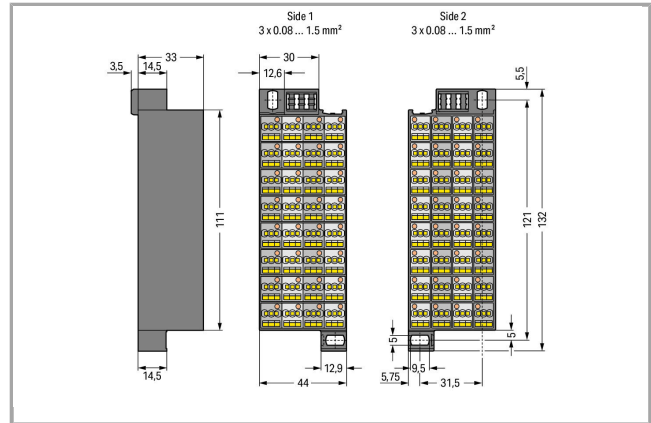

# Data sheet | Item number: 726-122

Matrix patchboard; 32-pole; Marking 33-64; Colors of modules: gray/white;

Module marking, side 1 and 2 vertical



726-122



## Data

### Electrical data

### Ratings per IEC/EN 60664-1

Rated voltage (III / 3)	500 V
Rated impulse voltage (III / 3)	6 kV
Rated current	10 A

### Connection data

Connection type (1)	Side 1
Connection technology	CAGE CLAMP®
Number of connection points (connection type)	3
Actuation type	Operating tool

Connectable conductor materials	Copper
Solid conductor	0.08 ... 1.5 mm <sup>2</sup> / 28 ... 16 AWG
Fine-stranded conductor	0.08 ... 1.5 mm <sup>2</sup> / 28 ... 16 AWG
Strip length	8 ... 10 mm / 0.31 ... 0.39 inch
Connection type (2)	Side 2
Number of connection points	3
No. of poles	32
Type of wiring	Front-entry wiring

### Geometrical Data

Width	44 mm / 1.732 inch
Height	132 mm / 5.197 inch
Depth	36.5 mm / 1.437 inch

### Mechanical data

Marking	Marking 33-64
---------	---------------

### Material Data



Color	dark gray
Fire load	2.845 MJ
Weight	167.002 g

### Commercial data

Product Group	12 (Matrix Patch Board)
Country of origin	DE
GTIN	4044918455213
Customs Tariff No.	85369010000

### Approvals / Certificates

#### Country specific Approvals


Logo	Approval	Additional Approval Text	Certificate name
	CCA DEKRA Certification B.V.	EN 60998	NTR NL-7623
	CSA DEKRA Certification B.V.	C22.2 No. 158	1101143
	KEMA/KEUR	EN 60998	71-

DEKRA Certification B.V.

100850






## UL-Approvals




Logo	Approval	Additional Approval Text	Certificate name
	UL UL International Germany GmbH	UL 1059	E45172

## Compatible products

## Insulation stop

	<b>Item no.: 726-901</b> Insulation stop; 0.08 - 0.2 mm <sup>2</sup> "s" (0.14 mm <sup>2</sup> "f-st"); 4 x 3 pieces/strip	726-901
	<b>Item no.: 726-906</b> Insulation stop; 0.25 mm <sup>2</sup> "s"; 0.14 - 0.25 mm <sup>2</sup> "f-st"; 4 x 3 pieces/strip	726-906
	<b>Item no.: 726-907</b> Insulation stop; 0.25 - 0.5 mm <sup>2</sup> "s+f-st"; 4 x 3 pieces/strip	726-907

## General accessories

	<b>Item no.: 726-902</b> Adaptor	726-902
	<b>Item no.: 726-903</b> Matrix patchboard	726-903
	<b>Item no.: 726-904</b> Matrix patchboard; insulated	726-904

## Jumper

















	<b>Item no.: 709-107</b> Wire commoning chain; insulated; 32 connections	709-107
--	---	---------

## check

	<b>Item no.: 210-137</b> Test plug; 2.3 mm Ø; with 500 mm cable	210-137
--	--	---------

## Marking accessories

	<b>Item no.: 209-185</b> Adaptor	209-185
--	-------------------------------------	---------

	<b>Item no.: 209-500/209-035</b> WSB marking card; as card; MARKED; X (100x); not stretchable; Horizontal marking; snap-on type	209-500 /209-035
	<b>Item no.: 209-501</b> WSB marking card; as card; not stretchable; plain; snap-on type	209-501
	<b>Item no.: 209-501/000-002</b> WSB marking card; as card; not stretchable; plain; snap-on type	209-501 /000-002
	<b>Item no.: 209-501/000-005</b> WSB marking card; as card; not stretchable; plain; snap-on type	209-501 /000-005
	<b>Item no.: 209-501/000-006</b> WSB marking card; as card; not stretchable; plain; snap-on type	209-501 /000-006
	<b>Item no.: 209-501/000-007</b> WSB marking card; as card; not stretchable; plain; snap-on type	209-501 /000-007
	<b>Item no.: 209-501/000-012</b> WSB marking card; as card; not stretchable; plain; snap-on type	209-501 /000-012
	<b>Item no.: 209-501/000-017</b> WSB marking card; as card; not stretchable; plain; snap-on type	209-501 /000-017
	<b>Item no.: 209-501/000-023</b> WSB marking card; as card; not stretchable; plain; snap-on type	209-501 /000-023
	<b>Item no.: 209-501/000-024</b> WSB marking card; as card; not stretchable; plain; snap-on type	209-501 /000-024
	<b>Item no.: 209-502</b> WSB marking card; as card; MARKED; 1 ... 10 (10x); not stretchable; Horizontal marking; snap-on type	209-502
	<b>Item no.: 209-566</b> WSB marking card; as card; MARKED; 1 ... 50 (2x); not stretchable; Horizontal marking; snap-on type	209-566
	<b>Item no.: 210-612</b> Marking strips; for self-marking; plain; Self-adhesive	210-612
	<b>Item no.: 726-905</b> Adaptor	726-905
<b>ferrule</b>		
	<b>Item no.: 216-123</b> Ferrule; Sleeve for 1 mm <sup>2</sup> / AWG 18; uninsulated; electro-tin plated	216-123
	<b>Item no.: 216-202</b> Ferrule; Sleeve for 0.75 mm <sup>2</sup> / 18 AWG; insulated; electro-tin plated	216-202
<b>tools</b>		



Item no.: 210-719

Operating tool with partially insulated shaft; Type 1, blade (2.5 x 0.4) mm

210-719

---

## Downloads

### Documentation

#### Bid Text

726-122

doc  
25.1 kB

Download

---

## CAD/CAE - Smart Data

### CAD data

3D Download 726-122

URL

Download

---

Subject to changes.

---